















Rotary sensors (회전각도 센서)

Non-contact (비접촉 방식)







모델 (Model)	측정각도 (Range)	출력 (Output)	데이터 시트 (Data sheet)
RSB-3600	 30~360°	Analog, Incremental	RSB_RMB_3600_e.pdf
RMB-3600	 720~5760°	Analog, SSI	RSB_RMB_3600_e.pdf
RSC 2800	 30~360°	Analog, SSI	RSC2800_analog_e.pdf RSC2800_SSI_Incremental_e.pdf
RSM 2800	 720~5760° (2~16 turn)	Analog	RSM2800_e.pdf
RFC 4800	 30~360°	Analog, SSI	RFC4800_analog_e.pdf RFC4800_SSI_e.pdf
RFD 4000	 0~360°	Analog	RFD4000_analog_e.pdf
RSX-7900	 60~360°	Analog	RSX-7900_e.pdf

Potentiometric (가변저항 방식)

모델 (Model)	측정각도 (Range)	출력 (Output)	데이터 시트 (Data sheet)
P2200 (Low-torque)	 0 ~ 345°	Potentiometer	P2200_e.pdf
P2500	 0 ~ 345°	Potentiometer	P2500_e.pdf P2500_Multi_e.pdf
P4500	 0~350°	Potentiometer	P4500_e.pdf
P6500	 0~355°	Potentiometer	P6500_e.pdf
IP6000	 0~355°	Potentiometer	IP6000_e.pdf
IPE6000	 0 ~ 345°	Potentiometer	IPE6000_e.pdf
IPS6000	 0 ~ 355°	Potentiometer	IPS6000_e.pdf
IPX7900	 0~350°	Potentiometer	IPX7900_e.pdf
AW360	 0~360°	Potentiometer	AW360ZE_e.pdf

모델 (Model)	측정각도 (Range)	출력 (Output)	데이터 시트 (Data sheet)
AWS360	 0~360°	Potentiometer	AWS360ZE_e.pdf
GP	 0 ~ 3845°	Potentiometer	GP_e.pdf
IGP	 0 ~ 3845°	Potentiometer	IGP_e.pdf
SP2500	 0~335°	Potentiometer	SP2500_e.pdf
SP2800	 0~345°	Potentiometer	SP2800_e.pdf
PRS	 0~355°	Potentiometer	PRS_e.pdf
Accessory			Accessories_Rotary_Sensors_e.pdf

Automotives (자동차 관련)

모델 (Model)	측정각도 (Range)	출력 (Output)	데이터 시트 (Data sheet)
RSC 3100	 0~360°	Analog, PWM	—
RSC 3200	 0~360°	Analog	RSC3200_e.pdf
RSC6600	 0~360°	Analog	RSC6600_e.pdf
SP1600	 0~125°	Potentiometer	SP1600_e.pdf
SP4000	 0~108°	Potentiometer	SP4000_e.pdf
SP5000	 0~120°	Potentiometer	SP5000_e.pdf